


# Hydropower and wind power generation share



## Overview

---

Like hydropower, electricity generation from biomass and geothermal energy have changed little of the past 20 years while their share of the U. electricity market remains a smaller one. This chart shows shares of U. renewable electricity generation by source (in. Data source: Ember (2026); Energy Institute - Statistical Review of World Energy (2025) - Learn more about this data Note: "Other renewables" include geothermal, wave, and tidal. How much in subsidies do fossil fuels receive?

How have things changed?

When will countries phase out coal power?

Our. Other major electricity generation technologies include gas turbines, hydro (water) turbines, wind turbines, and solar photovoltaics. The share of renewables in the global power mix has increased by nearly 12 pp since 2010 to 32% in 2024.

## Hydropower and wind power generation share

---



### Electricity in the U.S.

Hydropower (conventional) plants produced about 6% of total U.S. utility-scale electricity generation and accounted for about 27% of utility-scale electricity generation from renewable ...

---

### Demand for Electricity Takes Off. US Power Generation by Source in ...

Generation from all renewables combined - wind, solar, hydro, geothermal, and biomass - rose by 3.1% to a record 1,061,258 GWh, driven by surging generation from wind (+7.7%) and ...


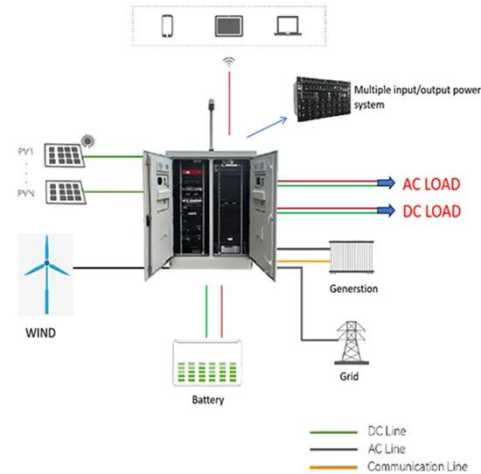


### Executive summary - Hydropower Special Market Report

Over the last 20 years, hydropower's total capacity rose 70% globally, but its share of total generation stayed stable due to the growth of wind, solar PV, coal and natural gas.

## Share of renewables in electricity production

After a 3% drop in global hydropower generation in 2023 due to climate change and El Niño, hydropower generation recovered in many countries, and new solar and wind installations ...



TILE ROOF SOLAR MOUNTING SYATEM



STANDING SEAM ROOF SYATEM



ADJUSTABLE TILT FLAT ROOF SYATEM



TRIANGLE FLAT ROOF SYATEM

## List of countries by renewable electricity production

Renewables accounted for 30% of electric generation in 2023. Renewables consist of hydro (47%), wind (26%), solar (18%), biomass (8%) and geothermal (1%). China produced 32% of global renewable ...

## The Growing Share of Wind-Solar-Water Generation , Orennia

Big Picture: Together, wind, solar, and hydropower have transformed the US energy mix. Renewables now account for over 23% of electricity generation, up from just 8% two decades ago.




## Renewable energy highlights, July 2025



While renewable hydropower (which excludes pumped storage) continues to provide the bulk of renewable electricity generation, variable renewables have steadily increased their share in the mix, ...

## Share of electricity production by source, World

How much in subsidies do fossil fuels receive? How have things changed? When will countries phase out coal power? Our World in Data is free and accessible for everyone. Help us do this work by ...



## How Wind and Solar Boosted U.S. Renewable Electricity

This chart shows shares of U.S. renewable electricity generation by source (in TWh).

## Hydroelectric Power in the United States

While hydroelectric power has historically dominated U.S. renewable

energy, its share has declined in recent decades as wind and solar capacity expanded rapidly.



---

## Contact Us

---

For catalog requests, pricing, or partnerships, please visit:  
<https://www.59empagm.pl>

