

# How to disassemble the generator of Fengjun 5



## Overview

---

Be sure to turn fuel off and remove the fuel line from the tank first. Place tank in a safe location away from any possible damage until reassembly is needed. Mixing these metals in the Fengjun's hybrid housing?

It's like hosting a chemistry experiment. Always: While your grandad might've used a hammer and chisel, today's toolbox includes: Case in point: Johnson Power Solutions reduced rebuild time by 40% using AR-assisted teardown guides. For. included in a generator set manual?

This manual includes generator set specifications, troubleshooting resolutions for all fault codes, maintenance schedule, service and maintenance procedures for the generator set control, engine, accessories, and generator as well as adjusting the AC output. How to disassemble the generator can be damaged by manual force if a ever, the disassembly methods are basically similar. The following takes the 4135 diesel generator set as an example to introduce the method and steps of disassembly, which can be seen to work - and the parts & instructions. Buy Great Wall Fengjun 5 and European version of Fengjun 6 air-conditioning aluminum tube series Great W online today! Dear Sir/Madam, thank you for visiting our store! ?

All parts are. 5 steps in removing the rotor and the end bell (end cap) of an electric motor with a bearing retaining snap. Did you know that improper generator maintenance contributes to 23% of premature equipment failures in small-scale industrial applications ?

The Fengjun 5 generator—a popular choice in China's manufacturing hubs like Fujian and Shandong provinces—requires specific handling procedures for wheel. Before assembling or disassembling an electric generator, it is important to know the different parts that make it up.

## How to disassemble the generator of Fengjun 5



### How to disassemble the generator of Fengjun 5

Remove the gas tank by removing the four corner bolts and end bar (2 bolts) on fuel knob side of the generator. Slide tank from the generator chassis. Be sure to turn fuel off and remove the fuel line

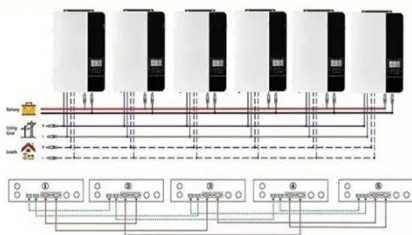
...

### How to disassemble the generator module of Fengjun 5

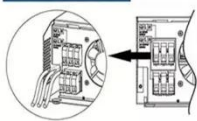
Repairing a Briggs and Stratton generator? This video demonstrates the proper and safe way to disassemble a generator and how to access parts that may need t



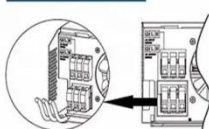
Parallel (Parallel operation up to 6 unit (only with battery connected))



AC input wires



AC output wires



### How to disassemble and assemble the generator of Fengjun 5

As the photovoltaic (PV) industry continues to evolve, advancements in How to disassemble and assemble the generator of Fengjun 5 have become critical to optimizing the utilization of renewable ...

## Fengjun 5 generator disassembly

Before assembling or disassembling an electric generator, it is important to know the different parts that make it up. This will help you understand how to properly assemble and disassemble equipment.



## Disassembly and assembly diagram of Great Wall Fengjun 5 ...

This Great Wall V240 X240 2.4L Hover 2009-2011 Workshop Manual (CA045403) provides detailed illustrations and step-by-step instructions to help you repair and maintain your vehicle.

## FENGJUN 5 2 8 GENERATOR DISASSEMBLY

stop a generator set from running? Push the generator set line circuit breaker to off and disconnect the PTO clutch, if so equipped. If the generator set now runs, reduce the number of electrical and ...



## How to Dismantle the Fengjun



## 5 2.0T Generator: A Step-by-Step Guide

Let's face it - the Fengjun 5 2.0T generator isn't your average backyard appliance. Whether you're a maintenance technician, industrial mechanic, or a DIY warrior tackling turbocharged equipment, this ...

---

### How to disassemble the generator of the European version of ...

The generator windings, diode assembly and AVR can be checked using this procedure. With the generating set stationary remove AVR access cover and leads F1 and F2 from the AVR.



### How to Remove the Wheel of Fengjun 5 Generator: A Step-by-Step ...

The Fengjun 5 generator--a popular choice in China's manufacturing hubs like Fujian and Shandong provinces--requires specific handling procedures for wheel removal. Let's cut through the confusion ...

---

**Contact Us**

For catalog requests, pricing, or partnerships, please visit:  
<https://www.59empagm.pl>

