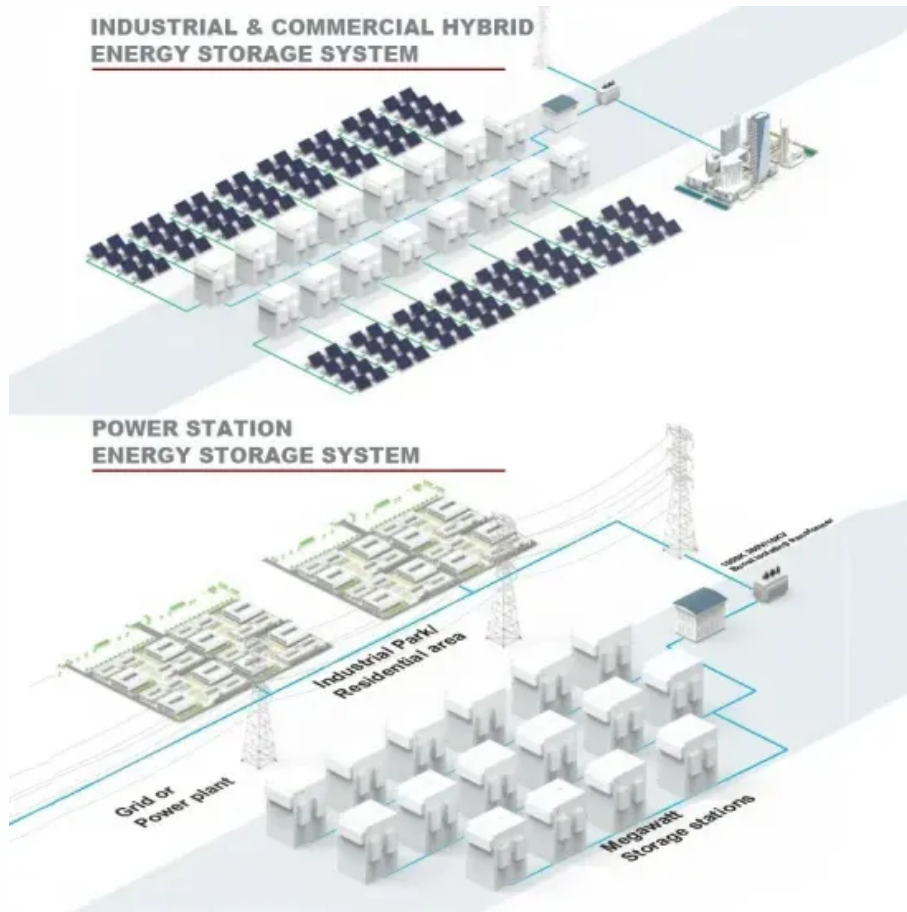


Generator internal wind zone



Generator internal wind zone



G.16.3 Wind Load Generator

The Wind Load Generator is a utility which takes as input wind pressure and height ranges over which these pressures act and generates nodal point and member loads.

Evaluating generator damping for wind-integrated power system ...

The energy performance of each generator and wind turbine port in a four-machine two-zone system with a wind farm is shown in the figures below. Figures 10 - 12 show the port energy ...



Internal Ventilation and Thermal Characteristics of a New ...

The large offshore direct-driven permanent magnet wind turbine generator operates in complex and changeable operating environment. Once the overheating problem occurs, the ...

Examples of Airflows for Different Enclosed Generator ...

...

DESIGNING ENCLOSURES FOR ENGINE DRIVEN GENERATOR SYSTEMS

Manufacturers offer engine-driven generator systems, from a few kW to several MWs, in open and ...



Understanding IBC Wind Load Requirements FOR ...

INTERNATIONAL BUILDING CODE (IBC) In 2000 the International Code Council (ICC) issued its first version of the IBC. While most of the IBC deals with life-safety and fire protection of ...

(PDF) Internal faults in stator winding of synchronous generator

Protection of synchronous generators (SGs) against internal faults, such as stator earth fault (SEF) and turn-to-turn fault (TTF), is crucial for ensuring the stability and security of the



Evaluating generator damping for ...



The energy performance of each generator and wind turbine port in a four-machine two-zone system with a wind farm is shown in the figures below. ...

Unit - III

indicates a fault in the protection zone of the stator winding of the generator. Hence the different relay trips if the value of I_d exceeds a predetermined value (relay setting). On the other ...



Our Lifepo4 batteries can be connected in parallels and in series for larger capacity and voltage.



3D Wind-Load Generator

3D Wind-Load Generator - Openings - Internal pressure determination Since version 22, the possibilities of the 3D Wind-Load Generator have been expanded in order to consider influence ...

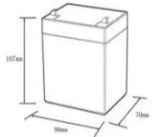

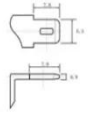
Discrimination between in-zone and out-of-zone faults during ...

A new algorithm to discriminate between in-zone fault and out-of-zone fault

conditions under power swing condition
for wind/synchronous generators
(WG/SG) integrated power ...

Sample Order
UL/KC/CB/UN38.3/UL



12.BV6Ah

Nominal voltage (V):12.8
 Nominal capacity (Ah):6
 Rated energy (Wh):76.8
 Maximum charging voltage (V):14.6
 Maximum charging current (A):6
 Floating charge voltage (V):13.6~13.8
 Maximum continuous discharge current (A):10
 Maximum peak discharge current @10 seconds (A):20
 Maximum load power (W):100
 Discharge cut-off voltage (V):10.8
 Charging temperature (°C):0~+50
 Discharge temperature (°C):-20~+60
 Working humidity: <95% R.H (non condensing)
 Number of cycles (25 °C, 0.5C, 100%DoD): >2000
 Cell combination mode: 32700-4s1p
 Terminal specification: T2 (6.3mm)
 Protection grade: IP65
 Overall dimension (mm):50*70*107mm
 Reference weight (kg):0.7
 Certification: un38.3/msds

Generator Enclosure Spacing

INTERNAL COMBUSTION ENGINE (ICE)
 Like ICE-powered automobiles, ICE electrical generator systems have radiators and exhaust systems that reject heat. The cooling system on an ...

Contact Us

For catalog requests, pricing, or partnerships, please visit:
<https://www.59empagm.pl>

