

620W n-type solar panel dimensions



Overview

With a dimensions of 2382×1134×30 mm and an efficiency rate of up to 22%. This solar panel is ideal for both home and commercial solar projects of different capacities, whether grid-tied or off-grid. The SP635M-78H module combines the S-TOPCo 2. (72%) ranging from 605W to 635W, and maximize the energy yield. STC: Irrdiance 1000W/m², Cell Temperature 25oC, Air Mass AM1. *Measuring tolerance: ±3%. CAUTION: READ SAFETY AND INSTALLATION INSTRUCTIONS. LUXEN TOPCon: Standard warranty 15 years, can be extended up to 20 years. Note: The specifica ons, data and technical characteris cs provided in this data sheet are subject to changes due to con nuous R&D, product innova on and improvement. LUXEN SOLAR reserves the. N-TYPE TOPCON TECHNOLOGY PV MODULE BIFACIAL DOUBLE-GLASS 1133±1 2382±1 30 Voltage [V] Current [A] Cells temp. = 25°C 132 80 ± 5% POE 1. 8 mm white glazed glass, tempered IP68 rated, 3 bypass diodes 30 mm anodized aluminium alloy 1 x 4 mm², 350 mm length or customized MC 4 / MC 4 compatible 2382 mm x. The Jinko 620W solar panel (monocrystalline) are among the best high-performance, efficient and durable solar modules in the market today. Dual-sided power generation gain increases with backside exposure to light, significantly reducing LCOE.

620W n-type solar panel dimensions



600-620W Mono

LUXPOWER Mono I 600 - 620W BIFACIAL
 DG MECHANICAL CHARACTERISTICS
 Solar Cells No. of Cells Dimensions
 Weight Front Glass N-type Mono 132
 (6x22) 2382 x 1134 x 30mm 33.5kg
 2.0mm ...

Solar Panel N Type JA 620W Bifacial Solar Panel - Solux, LLC

Produces 620W per square feet to
 optimize rooftops with space constraints.
 Independently generates renewable
 energy for electric bill savings. Get a
 powerful JA Solar 620W bifacial panel!
 Features ...



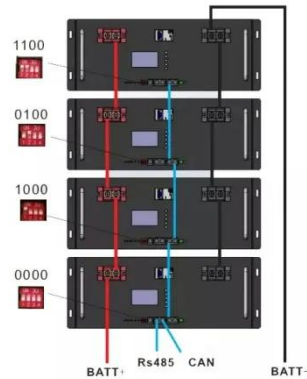
620w Canadian Solar Panel N- Type TopCon Bi



Model: CS6.2-66TB-620 Nominal Output
 (Pmax): 620 W Cell Type TOPCon cells
 Operating Voltage: 41.2V Operating
 Current: 15.06A Open Circuit Voltage:
 48.4V Short Circuit Current: 16.08A
 Model ...

**Canadian Solar 620W
TOPBiHiKu6 N-type Bifacial
TOPCon CS6.2 ...**

Q: What is the power output of the Canadian Solar CS6.2-66TB-620H panel?
The CS6.2-66TB-620H panel delivers up to 620 watts of power, making it an excellent choice for high-efficiency residential, ...



DT-M-0071 C ...

N bifacial dual glass Monocrystalline module
PRODUCT: TSM-NEG19RC.20
POWER RANGE: 590-620W


**N Type 620W 630W 635W All
Black Double Glass ...**

Thanks to Topcon technology, these full black panels excel in low ...



**AE CMER-132BDS 600W-620W
Ver24.5**

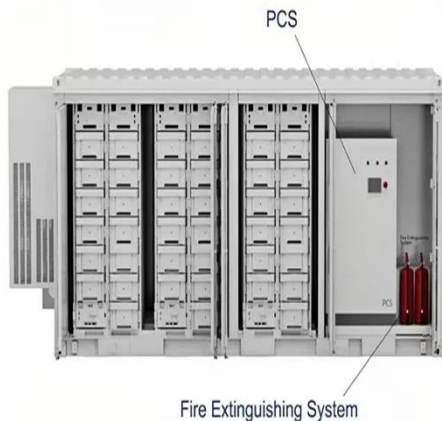
Cells temp. = 25°C 132 80 ± 5% POE 1.8



mm white glazed glass, tempered IP68 rated, 3 bypass diodes 30 mm anodized aluminium alloy 1 x 4 mm², 350 mm length or customized MC 4 / MC 4 compatible ...

JKM600-620N-66HL4M-BDV-F4-OC

Note: For specific dimensions and tolerance ranges, please refer to the corresponding detailed module drawings.



620w photovoltaic panel specifications and dimensions

The most important solar panel specifications include the short-circuit current, the open-circuit voltage, the output voltage, current, and rated power at 1,000 W/m² solar radiation, all

620w Solar Panel (Jinko Tiger Neo N-type 66HL4M-BDV) Bifacial

The Jinko 620W solar panel is a prime example of extraordinary quality and

better performance in poor weather conditions. With a dimensions of 2382×1134×30 mm and an efficiency rate of up to 22.95%.



50KW modular power converter



N Type 620W 630W 635W All Black Double Glass Solar Panel

Thanks to Topcon technology, these full black panels excel in low-light conditions like mornings, evenings, and cloudy days, generating more power compared to conventional panels.

Contact Us

For catalog requests, pricing, or partnerships, please visit:
<https://www.59empagm.pl>

